



SCREENING CHAPTER 18 STATISTICS

FISHERY STATISTICS

**Country Session: The Republic of TURKEY
17-18 July 2006**



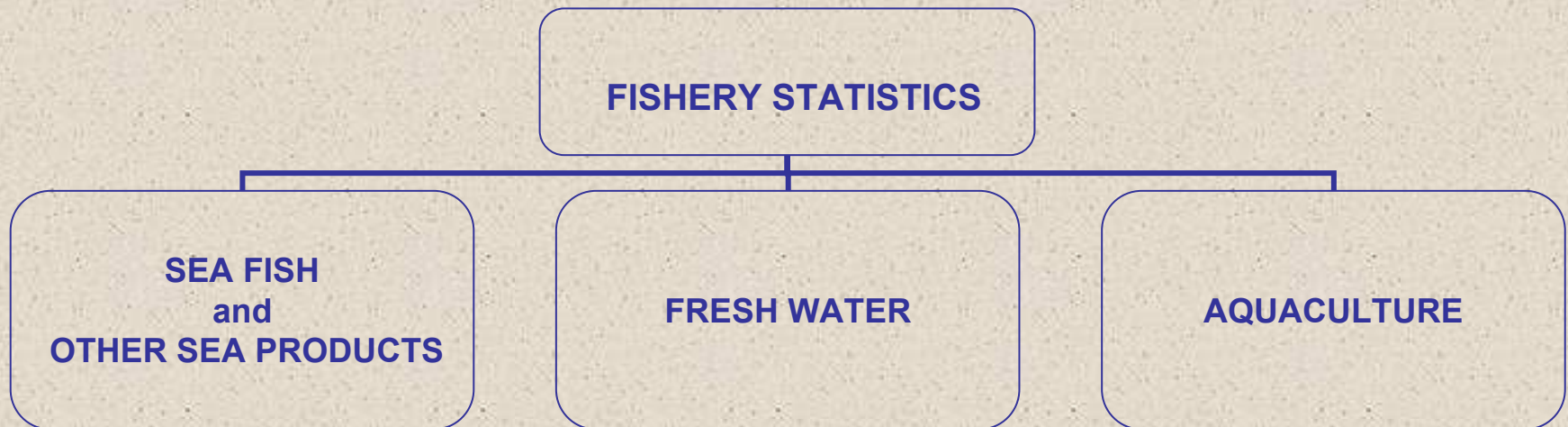
CONTENT

- Overview
- Responsible Institution and Stakeholders
- Methodology
- Future Plans

Overview

- Data on fishery products were compiled by the Ministry of Commerce until 1967 based on records of provincial fish markets
- TURKSTAT has compiled statistics on fish production since 1967

Overview (cont'd)



Overview (cont'd)

Data Flow



TURKSTAT
(Regional
Directorates)

MARA
(81 Provincial
Directorates)

TURKSTAT

Publication
(annual)

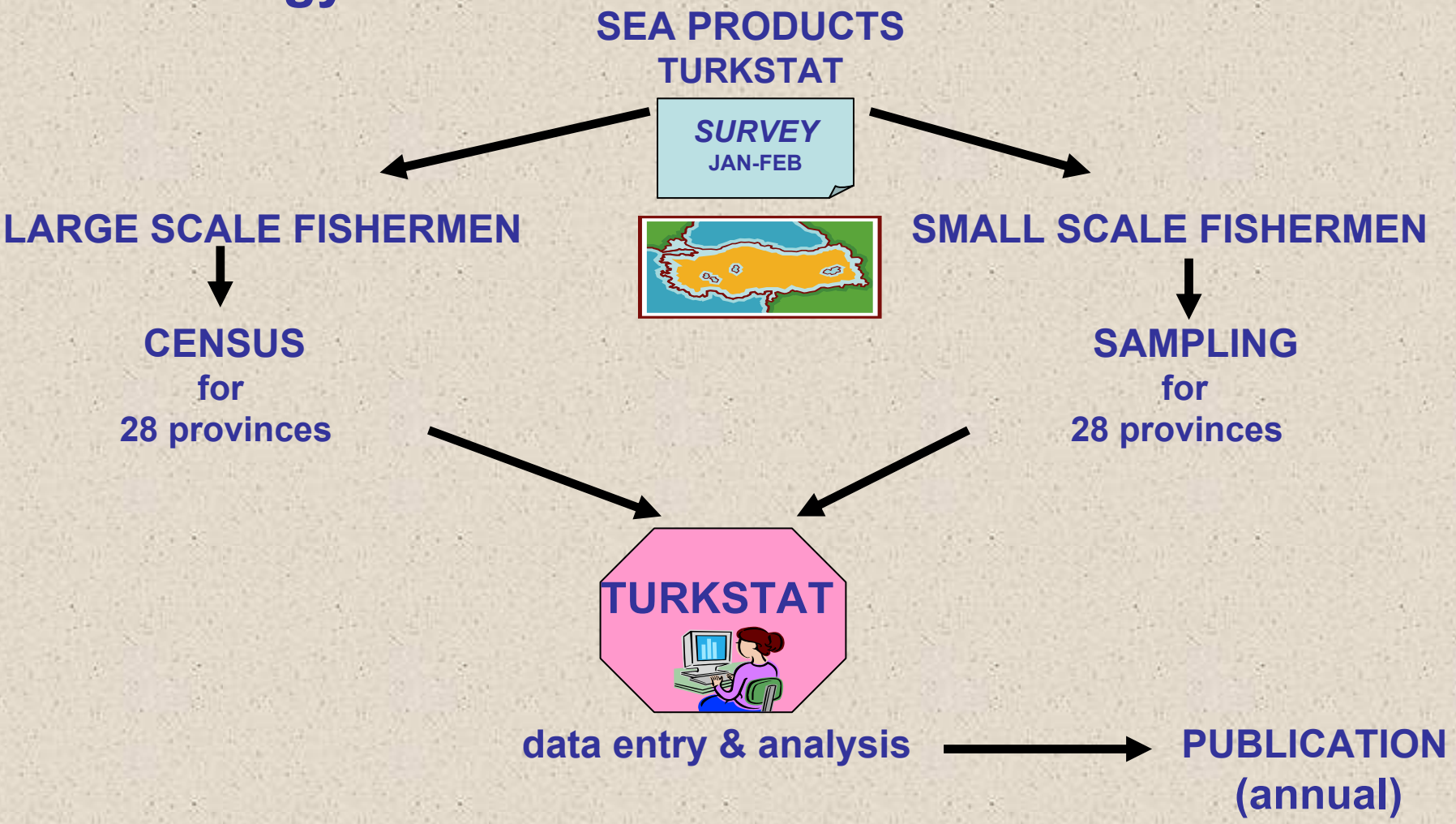


Responsible Institution and Stakeholders

- TURKSTAT
- MARA



Methodology





Methodology (cont'd)

PROFESSIONAL FISHERMEN (for sea products)



Large Scale Fishermen
≥ 10 m vessel or ≥ 5 crew

Small Scale Fishermen
others



Methodology (cont'd)

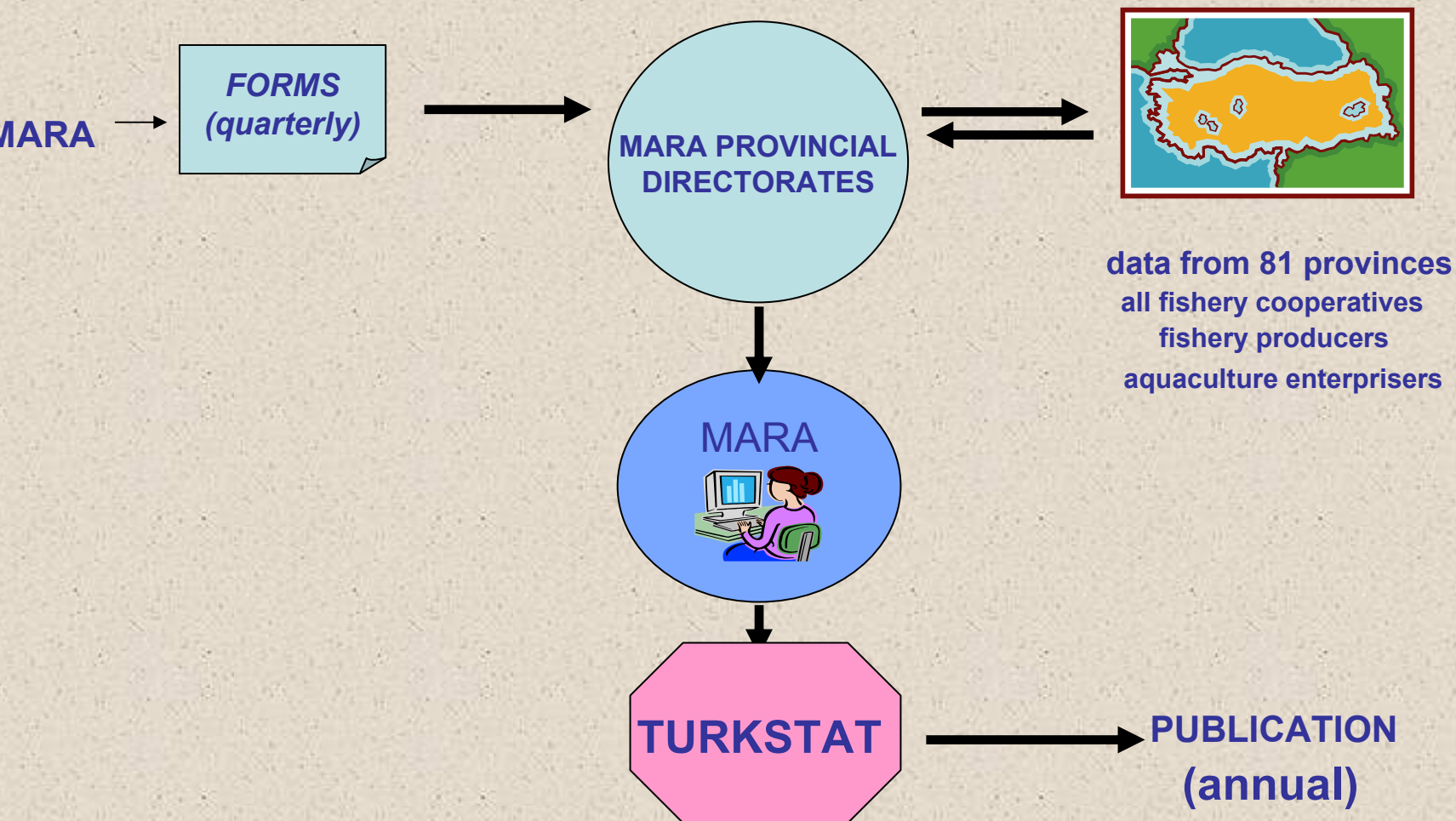
Variables

1. Characteristics of Vessels Used in Fishery
2. Type of Fishing
3. Number of Fishery Workers, Total Working Day and Payment
4. Credits Taken by Fisherman Only for Fishing
5. Expenditure for Fishery Activities
6. Fixed Capital Investment and Sales for Fishing Activities
7. Quantity & Value of Fish Caught During the Year
8. Quantity & Value of Crustaceas, Molluscs During the Year
9. Distribution of Production
10. Type of Marketing and Selling
11. Income & Expenditure



Methodology (cont'd)

FRESH WATER and AQUACULTURE





Methodology (cont'd)

Variables

Freshwater

quantity and value of fish caught

Aquaculture

Location and capacity of farm

Cultured species, amount of production, sale price



Future plans

Implementation of a computerised fishery vessel registration and statistical information system

There is a Twinning Project on Fisheries Policy under the responsibility of MARA, scheduled to end by March 2007. At the end of this project, landing places at 30 largest ports will be established, which will allow flow of data to TURKSTAT