



SCREENING CHAPTER 18 STATISTICS

ANIMAL PRODUCTION STATISTICS

**Country Session: The Republic of TURKEY
17-18 July 2006**



CONTENT

- **Overview**
- **Responsible Institution and Stakeholders**
- **Methodology**
 - **Data Flow**
 - **Data collection forms**
- **Future Plans**



Overview

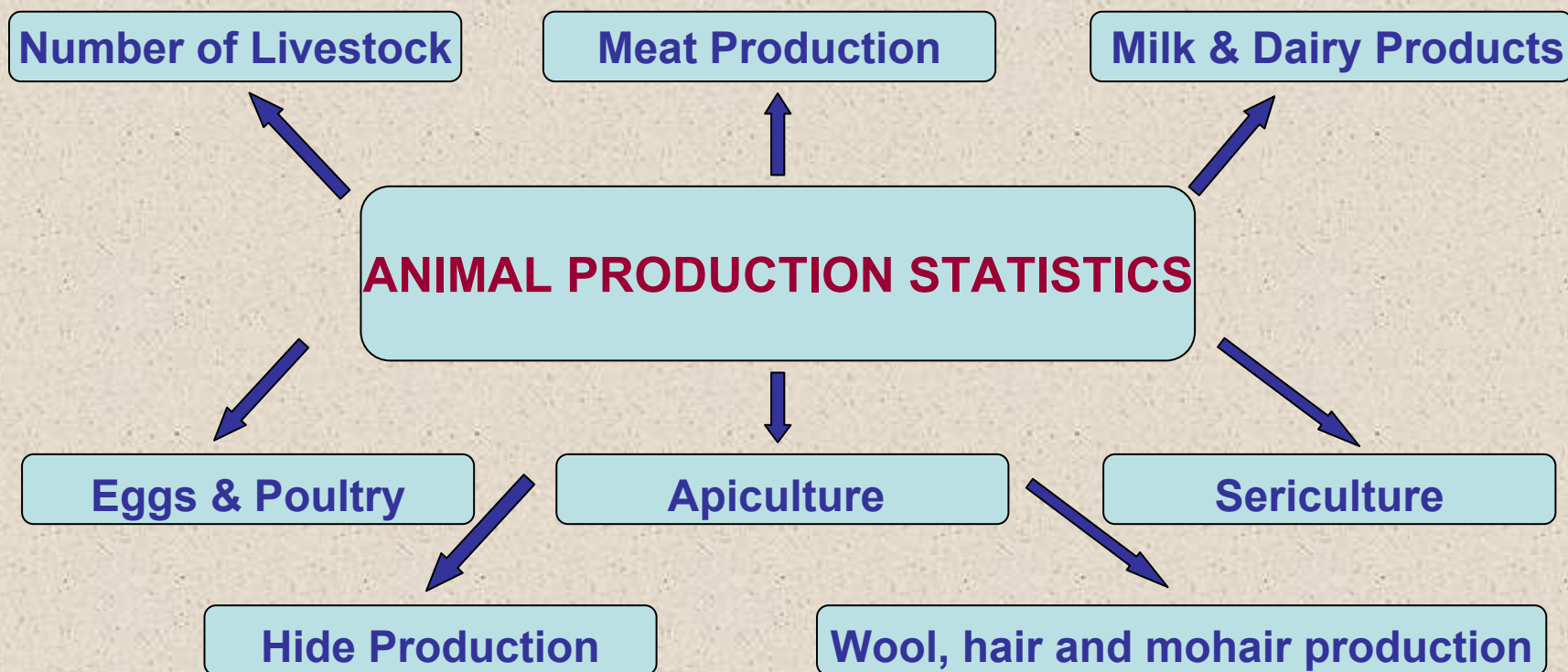
Animal Production Statistics have been collected through;

- Administrative registers since 1927
- General Agricultural Censuses: 1927, 1950, 1963, 1970, 1980, 1991, 2001
- General Livestock Census: 1984



Overview (cont'd)

Animal production statistics





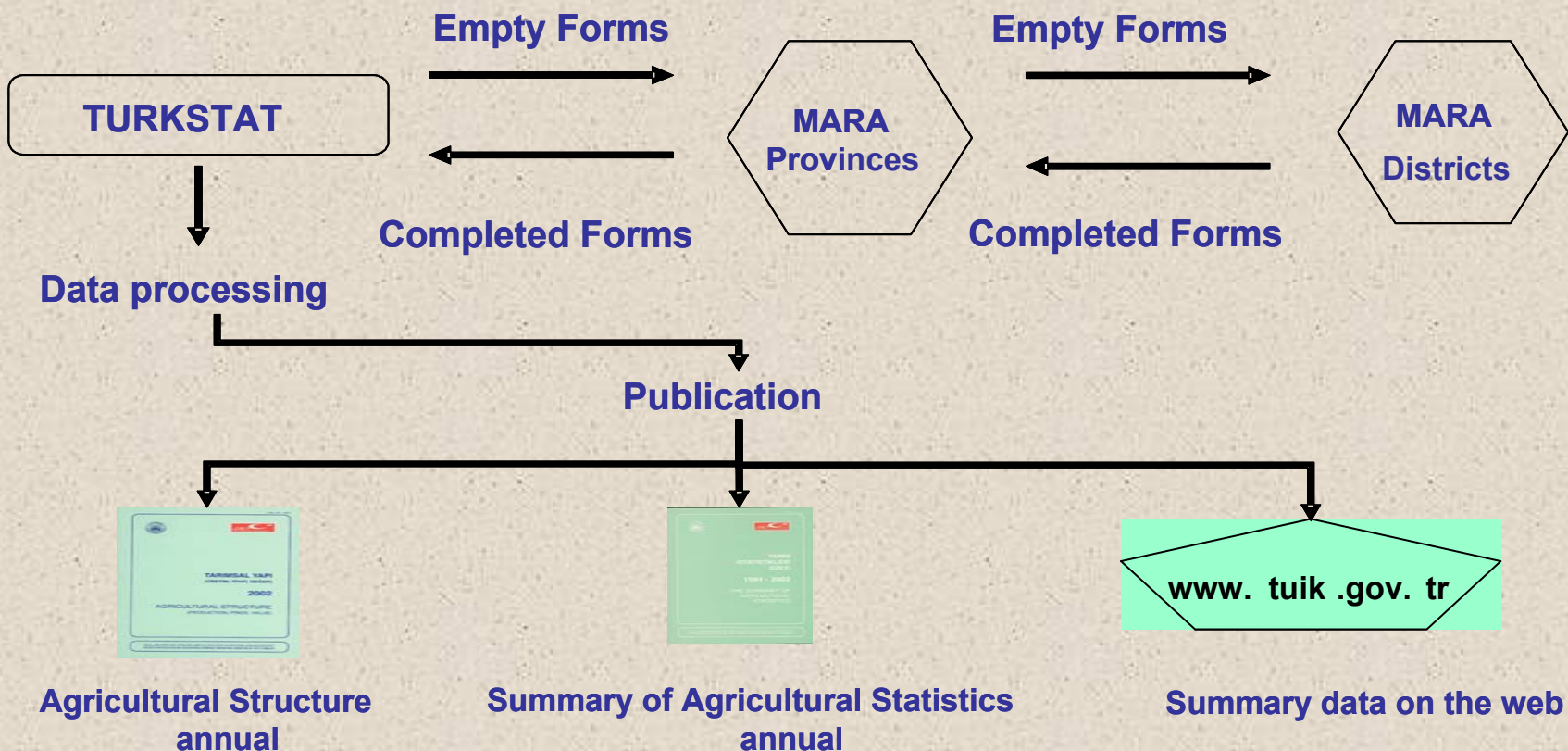
Responsible Institution and Stakeholders

- TURKSTAT
- MARA



Methodology

Data Flow






Methodology (cont'd)

Data Processing

Statistics are collected for:

- I) Livestock
- II) Animal Products



Number of livestock
Number of poultry
Apiculture
Sericulture



Milk
Meat
Hide
Wool, hair, mohair



calculated by TURKSTAT
using coefficients

Eggs
Honey
Honey wax
Silk cocoons



Obtained
from
data
collection
forms



Methodology (cont'd)

Data Collection Forms

Province Report Card for Livestock

Sheep
Goat
Cattle
Buffalo
Horse
Mule
Donkey
Camel
Pig

(number of animals by races and age groups)

Form of the Slaughtered Animals at Slaughterhouses in one year

Sheep
Goat
Cattle
Buffalo
Camel
Pig

(number of slaughtered animals, carcas weight and price by races and age groups)

Methodology (cont'd)

Data Collection Forms (cont'd)

Province Report Card for Poultry Animals and egg production

Broiler

Laying Hen

Egg

Duck

Egg

Goose

Egg

Turkey

Egg

(number of animals and eggs)

Form of the Slaughtered Animals at Slaughterhouses in one year for poultry

Broiler

Laying Hen

Duck

Goose

Turkey

*(number of slaughtered animals,
carcas weight and price)*



Methodology (cont'd)

Data Collection Forms (cont'd)

Province Report Card for Apiculture and its Products

Hives

Honey

Honey wax

Villages

(engaged with apiculture)

*(number of hives and villages,
quantity of products)*

Data on Sericulture

Number of villages

Number of households

Opened silkworm box

Silk cocoons

Taken directly from Bursa Silk
Cocoon Association of Agriculture
Sales Cooperatives.



Supply Balance Sheets

- made for the years 1989 and 1995, including technical conversion coefficients
- revised for the years 2002-2004 by considering EUROSTAT methodology for meat, egg, milk and dairy products



Future plans

- Direct data collection at holding levels for adopting EU norms on this subject
- New survey for livestock statistics will be conducted in September-October 2006