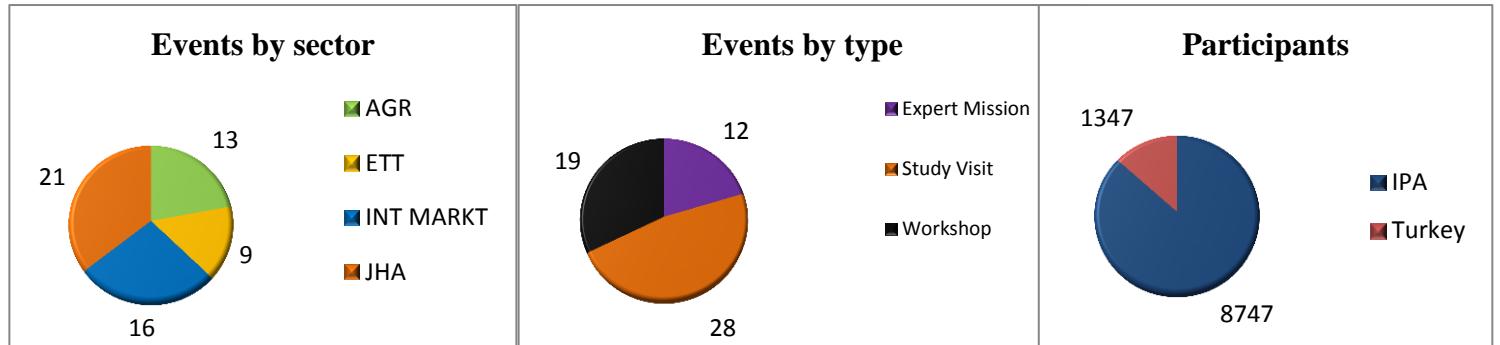


# TAIEX FLASH REPORT

## Half yearly statistics - Turkey

Dear National Contact Point, we are glad to share with you some key statistics concerning TAIEX activities implemented in Turkey. The data provided cover the first semester of 2015

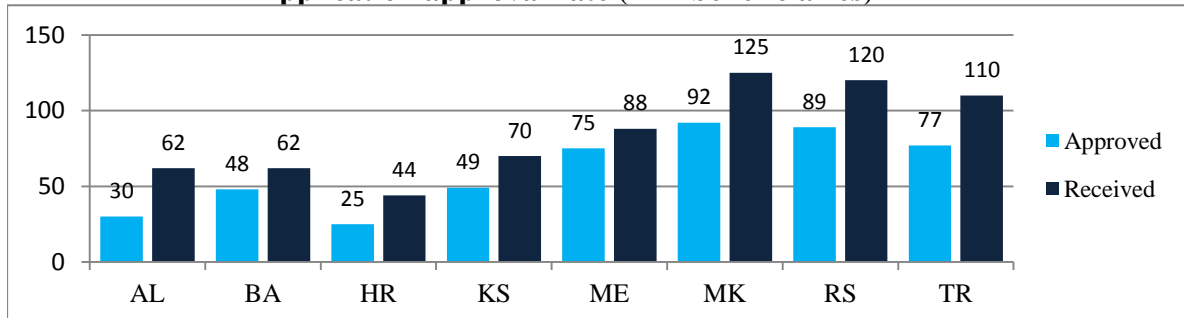


Events held	2013		2014		2015
	S2	S1	S2	S1	S1
Turkey Total	64	85	60	59	
IPA Total	463	495	509	448	

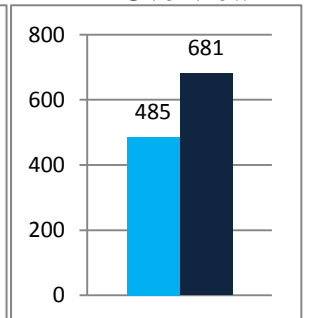
Turkish participants attended also 34 multi-country events in the semester considered.

In the first semester of 2015, TAIEX performance was in line with the overall mid-year objectives. The number of implemented activities in the IPA beneficiaries and ENI South countries remained at the level of the corresponding period of 2014, while a significant increase was registered in the ENI East region. Overall, also the number of participants to TAIEX events and of experts mobilised increased.

### Application approval rate (IPA beneficiaries)



### Overview



Applications submitted	2013		2014		2015
	S2	S1	S2	S1	S1
Turkey Total	70	108	76	110	
IPA Total	387	724	420	681	

### GENERAL OVERVIEW OF IPA BENEFICIARIES

	AL	BA	HR	KS	ME	MK <sup>1</sup>	RS	TR	TOTAL
Events	33	28	38	65	79	57	89	59	448
Participants	684	882	690	824	1453	963	1904	1347	8747

FOR FURTHER INFORMATION CONTACT YOUR TAIEX CORRESPONDENT: [Daniel.RACKOWSKI@ec.europa.eu](mailto:Daniel.RACKOWSKI@ec.europa.eu)

Legend					
AGR	Agriculture	INT MARKET	Internal Market	JHA	Justice and Home affairs
ETT	Environment, Telecommunications and Transport	SCR	Screening	LAF	Local Administration Facility

NB - All events referred to are "single country". The total number of participants includes also multi-country events.

<sup>1</sup> Provisional code which does not prejudice in any way the definitive nomenclature for this country, which will be agreed following the conclusion of negotiations currently taking place under the auspices of the United Nations